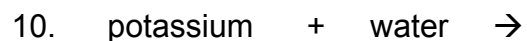

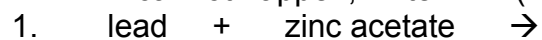


Worksheet #4: Single-Replacement Reactions

Step 1 - Write the formulas of the reactants on the left of the yield sign

Step 2 - Look at the Activity Series on page 266 to determine if the replacement can happen

Step 3 - If the replacement can occur, complete the reaction and balance it. If the reaction cannot happen, write N.R. (no rxn) on the product side.



Worksheet #4: Single-Replacement Reactions

Step 1 - Write the formulas of the reactants on the left of the yield sign

Step 2 - Look at the Activity Series on page 266 to determine if the replacement can happen

Step 3 - If the replacement can occur, complete the reaction and balance it. If the reaction cannot happen, write N.R. (no rxn) on the product side.

